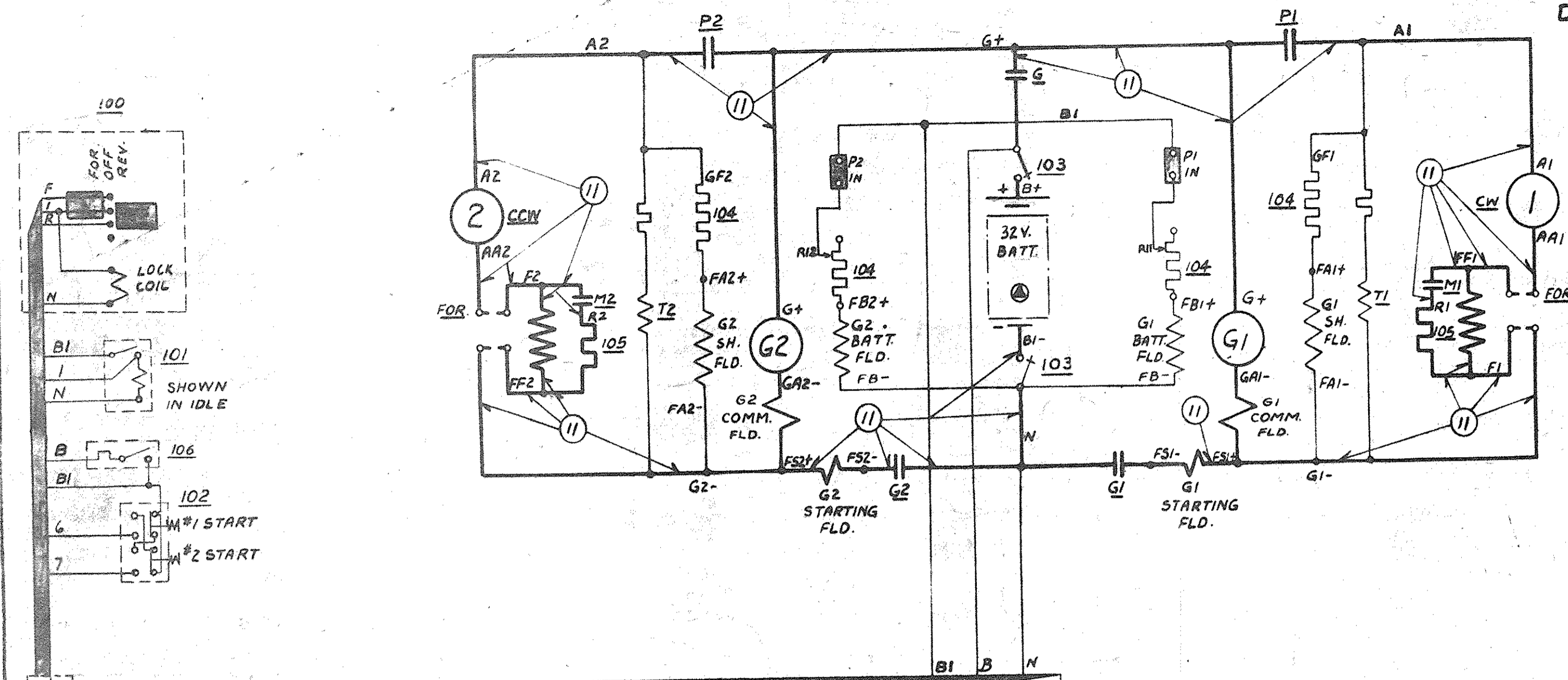
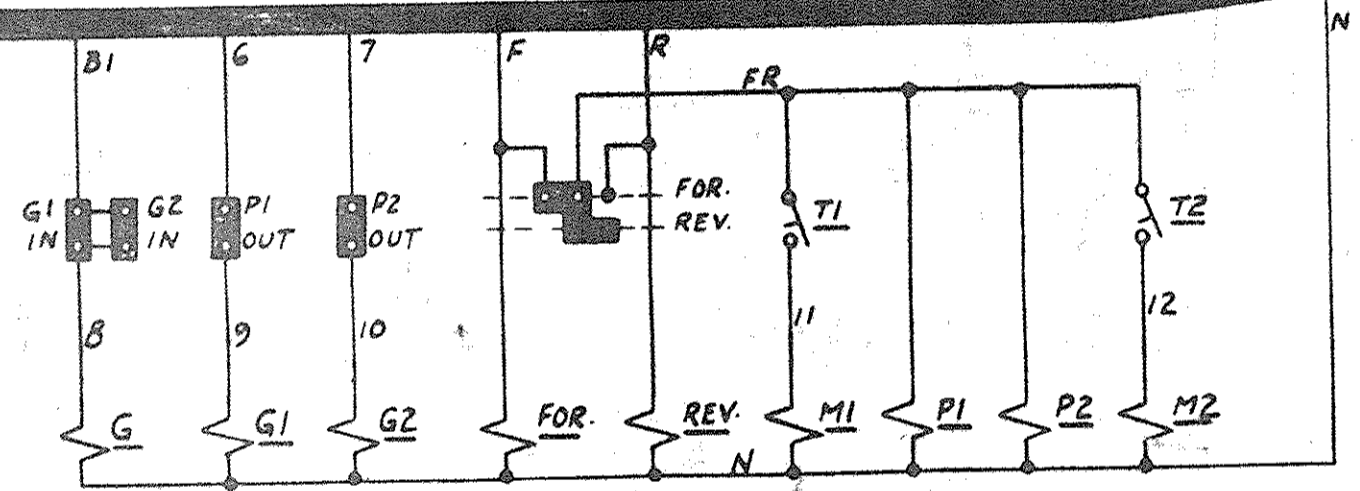
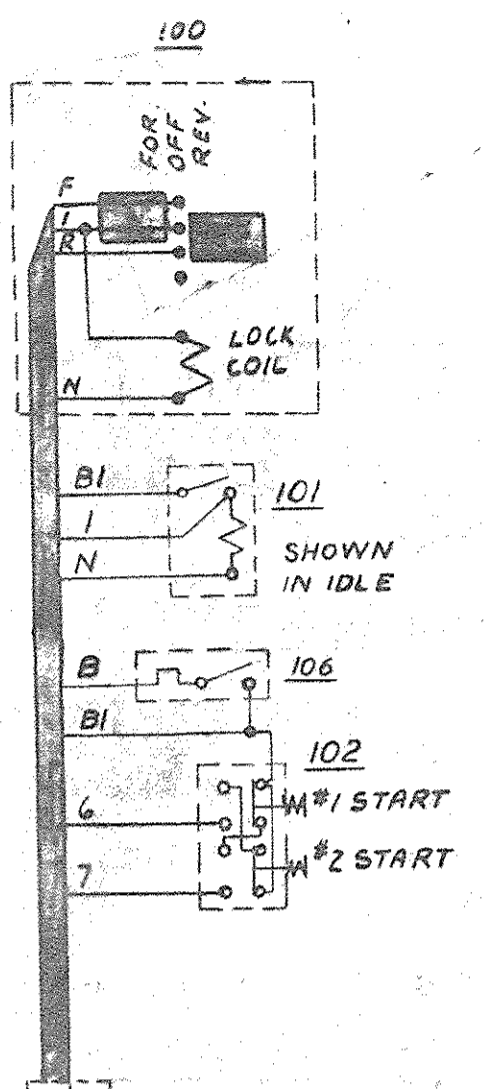


Dwg. No. 8-B-9672

Sub. No. 12

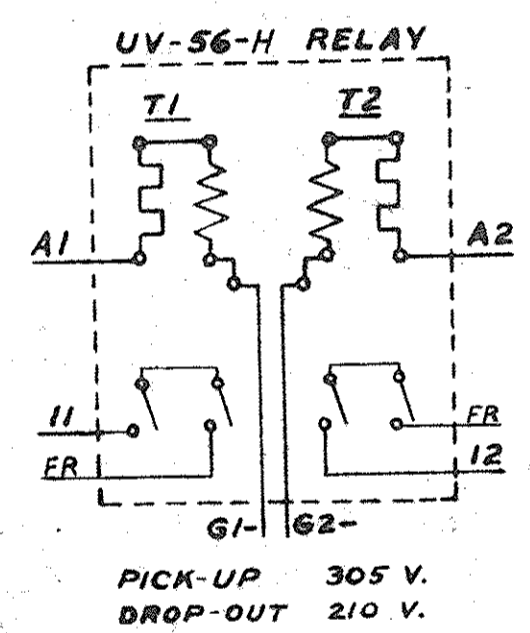


- G1, G2.....TYPE 189-R7 MAIN GENERATOR.
- M1, M2.....TYPE 1443-A TRACTION MOTORS
- FOR, REV.....TYPE XR-382-M REVERSER.
- P1, P2.....TYPE UMA-275-A CONTACTOR. INTLK. S#1168969 (1-IN, 1-OUT)
- G1, M1, M2.....TYPE UMJ-134-A CONTACTOR. NO INTERLOCK.
- G1, G2.....TYPE UMJ-134-A CONTACTOR. INTLK. S#1068567 (1-IN, 1-OUT)
- T1, T2.....TYPE UV-56-H FIELD SHUNT RELAY
- 100.....TYPE TC-485-A CONTROLLER
- 101.....TYPE XC-131 THROTTLE SWITCH
- 102.....TYPE HD PUSHBUTTON BOX S#1253376
- 103.....TYPE 496-R BATTERY SWITCH.
- 104.....GEN. FIELD RESISTOR.
- 105.....MOTOR FIELD SHUNT RESISTOR.
- 106.....TYPE AB CONTROL CIRCUIT BREAKER, S#999002
- ⊙ NOT SUPPLIED BY W. E. & M. CO.



SWITCH SEQUENCE

	THROTTLE	CONTROLLER	G1	G2	M1	M2
#1 START	OFF	OFF	0	0	0	0
#2 START	OFF	OFF	0	0	0	0
IDLE FOR			0	0	0	0
REV FOR			0	0	0	0
FOR FOR			0	0	0	0



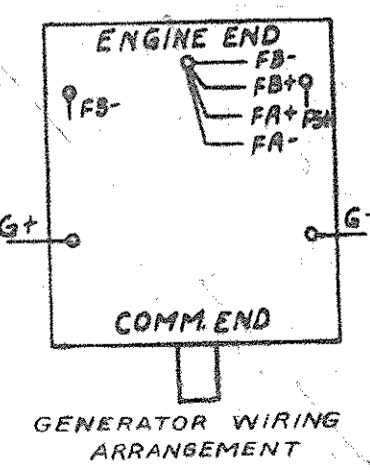
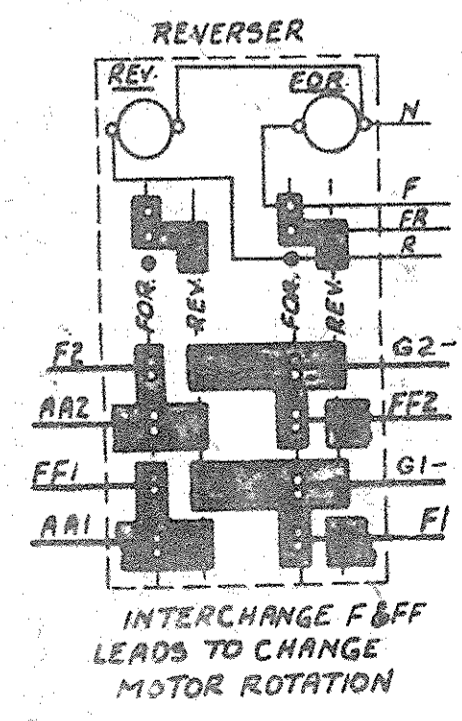
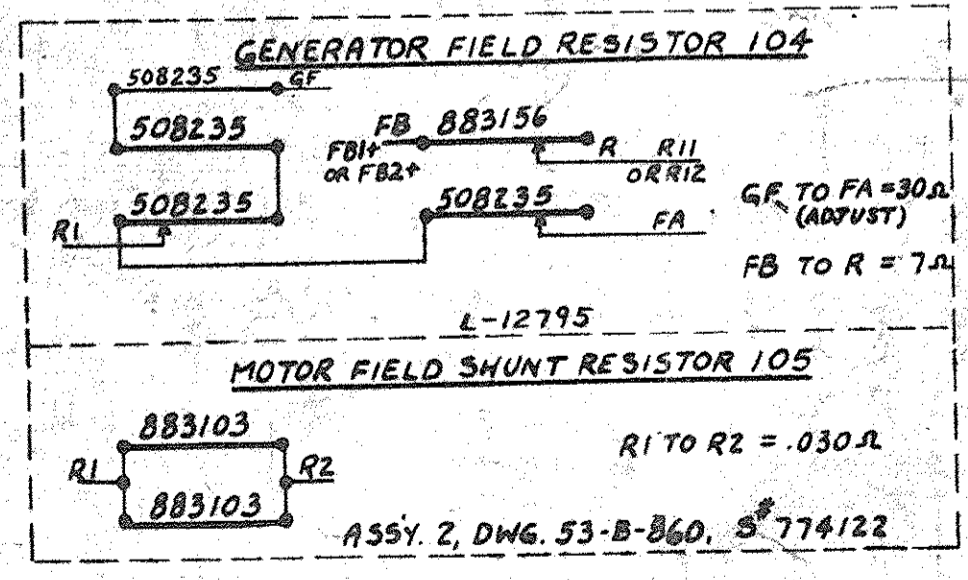
CABLE DATA

SYM. NO.	STRANDING	CIR. M.	BARE O.D.	P.D. SPEC.
① CONTROL	19 x .0147	4.100	.074	.218 6439-2
② GEN. MOT. OR BATT.	259 x .0286	212000	.595	.906 6439-2

WIRES NOT MARKED TO BE SIZE ①

SWITCH DATA

SYMBOL	TYPE	COIL S#	COIL OHMS	INTERLOCK
P1, P2	UMA-275-A	922867	28.6	S#1168969
G1, M1, M2	UMJ-134-A	830434	42	-
G1, G2	UMJ-134-A	830434	42	S#1068567
T1, T2	UV-56-H	875154	1100	RES. TUBE 845480-4200
100	TC-485-A	404238	93	-
FOR-REV	XR-382-M	68787	103	-



18539	12-23-42	2	GEN. FLD. RES. WAS S#1183795 R. N. 3-18-43 P.L.V.
Checked	Designed	Approved	Approved
Checked	Designed	Approved	Approved
Checked	Designed	Approved	Approved
Checked	Designed	Approved	Approved

8-B-9672